

LED T8 4-FT Emergency Tube

5-CCT (27/30/35/40/50K), Damp Rated, 130 lm/W, G13, Type B, Double Ended Power, 90-Minute 6W Battery

EMERGENCY LAMP

SMARTSOURCE LED

Project:
Date:
Catalog No:
Prepared By:

4-FT Models



Includes CCT and Test Buttons with LED Indicator Light



FEATURES

Lumen Output	2340 lumens
Efficacy	130 lm/W
Input Voltage	120-277V
Driver	Type B (Internal Driver)
Installation	Double Ended Power
Dimmable	No
Size	4-FT
CCT	Select (2700K/3000K/3500K/4000K/5000K)
Emergency	6W, 780 lumens
Rating	Damp Location
Warranty	5 Years

APPLICATIONS

Premium indoor replacement emergency lamp intended to replace 4 foot T8 or T12 fluorescent lamps with G13 end caps for linear lamp fixtures. Suitable for use in linear troffers, wraparounds, and shop lights.

CONSTRUCTION

Manufactured for durability and heat dissipation using aluminum sheet backing. Damp Location rated.

ELECTRICAL

Input voltage 120-277V models. Type B, to operate without a ballast. Double Ended Power installations for G13 end caps. Tunable 5-CCT (2700K, 3000K, 3500K, 4000K, 5000K). Operating temperatures -4°F to 113°F (-20°C to 45°C).

MOUNTING

Replacement lamp twist-locks into existing linear T8 lamp fixture.

OPTICS

Shatter resistant anti-UV Frosted Polycarbonate Lens with 140° beam angle.

CONTROLS

Compatible with ON/OFF occupancy sensors.

LISTINGS


DLC listed. ETL certified to meet US and Canadian standards. FCC and RoHS compliant.

WARRANTY

5 year exclusive limited warranty.

TUNABLE CORRELATED COLOR TEMPERATURES (CCT)

2700K 3000K 3500K 4000K 5000K



EMERGENCY LAMP

SPECIFICATIONS

ENERGY DATA

Input Voltage: 120-277V
Input Frequency: 50/60 Hz
Wattage: 18W, 6W (Emergency)
Power Factor: >0.9
Total Harmonic Distortion (THD): <15%
Operating Temperature: -4°F to 113°F (-20°C to 45°C)

LIGHTING DATA

Lumens: 2340, 780 (Emergency)
Lumens Per Watt: 130 lm/W
Correlated Color Temperature (CCT): 5-CCT (27K, 30K, 35K, 40K, 50K)
Dimmable: No
Color Rendering Index (CRI): 80
L70: 50000 hours

ORDERING INFORMATION

Model	Size	Type	Wattage	Voltage	Current	Lumens	Efficacy	CCT	Dimming	Color	Dimensions
SSL-T8-EBBU	4-FT	G13	18W	120-277V	0.17A@120V, 0.07A@277V	2340	130 lm/W	(2700K, 3000K, 3500K, 4000K, 5000K)	No	White w/ Silver	47.17"L x 1.32"W x 1.15"H

PHYSICAL DIMENSIONS

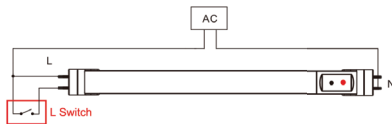
4-FT Models

47.17"L x 1.32"W x 1.15"H

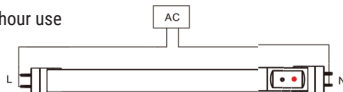


WIRING DIAGRAM

Option A



Option B - 24 hour use



SETTINGS

CCT Button

Option 1: Press to select 5000K, 4000K, 3500K, 3000K, 2700K, or to turn OFF.

Test Button

Option 1: Press to switch the Emergency Mode ON or OFF.
 Option 2: Press and hold for 3 seconds to turn off the lamp and only use during Emergency Mode.

LED Indicator Light

Charging: Slow flickering
Issue: Fast flickering
Normal: Off
Emergency Mode: On

