



SMARTSOURCE LED

*TriLum Tunable*

# LED Area Light

3-Wattages + 3-CCT (30/40/50K), Wet Rated, 140 lm/W, Dimmable + Smart

## FEATURES

<b>Lumen Output</b>	14000 to 42000 lumens
<b>Efficacy</b>	140 lm/W
<b>Input Voltage</b>	120-277V, or 277-480V
<b>Dimmable</b>	0-10V Continuous
<b>CCT</b>	Select (3000K, 4000K, 5000K)
<b>Rating</b>	Wet Location
<b>Warranty</b>	5 Years

## APPLICATIONS

Premium outdoor luminaire suitable for parking areas, auto dealerships, industrial yards, building exteriors, roadways, alleys, and pedestrian walkways.

## CONSTRUCTION

Manufactured for weather-proof durability using solid heavy duty die cast aluminum housing with anti-UV polyester coating to resist water, salt, corrosion, discoloration, and scratching. Wet Location rated. Impact Protection IK08. Includes Pressure Escape Valve.

## ELECTRICAL

Input voltages 120-277V or 277-480V models with 0-10V Continuous Dimming. Tunable 3-CCT (3000K, 4000K, 5000K) and Tunable 3-Wattages. Operating temperatures -4°F to 113°F (-20°C to 45°C). Surge Protection Rating 4kV-10kV.

## MOUNTING

Adjustable options include Slip-Fit, Round /Square Pole, and Trunnion, Yoke, and Universal Mounts.

## OPTICS

Anti-UV Clear Polycarbonate IES /NEMA Type 3 Lens standard. Lens Type 2, Type 4, Type 5 available.

## CONTROLS

Fixture integrated Shorting Cap, Photocell, or Microwave Sensor with Daylight Priority available. Remote Control available.

## LISTINGS

DLC Premium listed. UL certified to meet US and Canadian standards. FCC and RoHS compliant.

## WARRANTY

5 year exclusive limited warranty.

## LUMINAIRE

Project:
Date:
Catalog No:
Prepared By:

Tunable 200W Max and 300W Max Models



Slip-Fit Mount




Trunnion Mount



Square/ Round Pole Mount



Universal Mount



Yoke Mount



Sensor Cap



Remote Control




LCD Remote Control



## TUNABLE CORRELATED COLOR TEMPERATURES (CCT)

3000K



4000K



5000K



## SPECIFICATIONS

### ENERGY DATA

**Input Voltage:** 120-277V, 277-480V

**Input Frequency:** 50/60 Hz

**Wattage:** 3-Wattages (200W Max, 300W Max)

**Power Factor:** >0.9

**Total Harmonic Distortion (THD):** <15%

**Operating Temperature:** -4°F to 113°F (-20°C to 45°C)

### LIGHTING DATA

**Lumens:** 14000 to 42000

**Lumens Per Watt:** 140 lm/W

**Correlated Color Temperature (CCT):** Select (30K, 40K, 50K)

**Dimmable:** 0-10V

**Color Rendering Index (CRI):** >70

**L70:** 75000 hours

## ORDERING INFORMATION

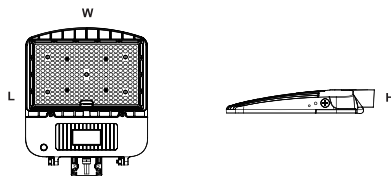
Model	Wattage	Voltage	Current	Lumens	Efficacy	CCT	Dimming	Color	Dimensions
SSL-TAL-200/150/100W-H-5K	(100W	120-277V	0.92A@120V, 0.40A@277V	14000	140 lm/W	(3000K,	0-10V	Bronze	15.02"L x 12.40"W x 2.43"H
	150W		1.38A@120V, 0.60A@277V	21000		4000K,			
	200W)		1.83A@120V, 0.79A@277V	28000		5000K)			
SSL-TAL-300/240/200W-H-5K	(200W	120-277V	1.83A@120V, 0.79A@277V	28000	140 lm/W	(3000K,	0-10V	Bronze	19.19"L x 12.40"W x 2.48"H
	240W		2.20A@120V, 0.95A@277V	33600		4000K,			
	300W)		2.75A@120V, 1.19A@277V	42000		5000K)			
SSL-TAL-200/150/100W-H-HV-TCP(XX)-Y	(100W	277-480V	0.40A@277V, 0.23A@480V	14000	140 lm/W	(3000K,	0-10V	Bronze	15.02"L x 12.40"W x 2.43"H
	150W		0.60A@277V, 0.34A@480V	21000		4000K,			
	200W)		0.79A@277V, 0.46A@480V	28000		5000K)			
SSL-TAL-300/240/200W-H-HV-TCP(XX)-Y	(200W	277-480V	0.79A@277V, 0.46A@480V	28000	140 lm/W	(3000K,	0-10V	Bronze	19.19"L x 12.40"W x 2.48"H
	240W		0.95A@277V, 0.55A@480V	33600		4000K,			
	300W)		1.19A@277V, 0.69A@480V	42000		5000K)			

Optics	Mount	Control
<b>T2</b> Type II Lens	<b>TAL-SF</b> Slip-Fit Mount	<b>HDPC</b> Photocell Sensor Cap
<b>T4</b> Type IV Lens	<b>TAL-PM</b> Square or Round Adjustable Pole Mount	<b>HD06VCRH 3</b> Microwave Sensor Cap with Daylight Priority
<b>T5</b> Type V Lens	<b>TAL-TR</b> Trunnion Mount	<b>HD03R</b> Remote Control for Smart Sensor Settings
<b>TAL-GS-S</b> Glare Shield (Fits: 200W Max)	<b>TAL-UM</b> Universal Mount - Slip-Fit + Square or Round Pole Mount	<b>HD05R</b> Remote Control for Smart Sensor Settings w/ LCD
<b>TAL-GS-M</b> Glare Shield (Fits: 300W Max)	<b>TAL-Y-S</b> Yoke Mount (Fits: 200W Max Models)	<b>(Blank)</b> None, Shorting Cap
<b>(Blank)</b> Type III Lens (Standard)	<b>TAL-Y-M</b> Yoke Mount (Fits: 300W Max Models)	

## PHYSICAL DIMENSIONS

### 200W Max Model

15.02"L x 12.40"W x 2.43"H



### 300W Max Model

19.19"L x 12.40"W x 2.48"H

