

TriLum Tunable

LED Flood Light

3-Wattages + 3-CCT (30/40/50K), Wet Rated, 130 lm/W, Dimmable + Smart



SMARTSOURCE LED

LUMINAIRE

Project:
Date:
Catalog No:
Prepared By:

FEATURES

Lumen Output	2100 to 11200 lumens
Efficacy	140 lm/W
Input Voltage	120-277V, or 277-480V
Dimmable	0-10V Continuous
CCT	Select (3000K, 4000K, 5000K)
Rating	Wet Location
Warranty	5 Years

APPLICATIONS

Premium outdoor luminaire suitable for building exteriors, billboards, accent lighting, pedestrian walkways. Higher wattage luminaires suitable for parking areas and industrial yards.

CONSTRUCTION

Manufactured for weather-proof durability using solid heavy duty die cast aluminum housing with anti-UV polyester coating to resist water, salt, corrosion, discoloration, and scratching. Wet Location rated.

ELECTRICAL

Input voltages 120-277V with 0-10V Continuous Dimming. Tunable 3-CCT (3000K, 4000K, 5000K) and Tunable 3-Wattage. Operating temperatures -40°F to 113°F (-40°C to 45°C). Includes 1 foot (35W Max Models) and 1.6 foot (80W Max) wiring cables.

MOUNTING

Adjustable Knuckle Mount, Trunnion Mount, and Yoke Mount available. Slip-Fit Mount also available for 80W Max models.

OPTICS

Anti-UV Clear Polycarbonate Lens with NEMA 7HX6V beam angle standard.

CONTROLS

Installed integrated Photocell Sensor available.

LISTINGS

DLC Premium listed. UL certified to meet US and Canadian standards. FCC and RoHS compliant.

WARRANTY

5 year exclusive limited warranty.

Tunable 80W Max Models



Knuckle Mount



Trunnion Mount



Yoke Mount



Slip Fit Mount





TUNABLE CORRELATED COLOR TEMPERATURES (CCT)

3000K

4000K

5000K



SPECIFICATIONS

ENERGY DATA

Input Voltage: 120-277V, 277-480V

Input Frequency: 50/60 Hz

Wattage: 3-Wattages (35W Max, 80W Max)

Power Factor: >0.9

Total Harmonic Distortion (THD): <15%

Operating Temperature: -4°F to 113°F (-20°C to 45°C)

LIGHTING DATA

Lumens: 2100 to 11200

Lumens Per Watt: 140 lm/W

Correlated Color Temperature (CCT): 3-CCT (30K, 40K, 50K)

Dimmable: 0-10V

Color Rendering Index (CRI): >80

L70: 50000 hours

ORDERING INFORMATION

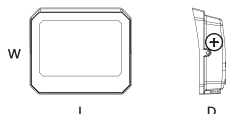
Model	Wattage	Voltage	Current	Lumens	Efficacy	CCT	Dimming	Color	Dimensions
SSL-TFD-35/20/15W-H-TCP(XX)-Y	15W	120-277V	0.14A@120V, 0.06A@277V	2100	140 lm/W	(3000K, 4000K, 5000K)	0-10V	Bronze	6.93"L x 5.89"W x 2.29"D
	20W		0.18A@120V, 0.08A@277V	2800					
	35W		0.32A@120V, 0.14A@277V	4900					
SSL-TFD-80/60/35W-H-TCP(XX)-Y	35W	120-277V	0.32A@120V, 0.14A@277V	4900	140 lm/W	(3000K, 4000K, 5000K)	0-10V	Bronze	9.49"L x 7.25"W x 2.84"D
	60W		0.55A@120V, 0.24A@277V	8400					
	80W		0.73A@120V, 0.32A@277V	11200					

Mount	Control
TFD-KN Knuckle Mount	PCS [INSTALLED] Integrated Photocell Sensor
TFD-SF Slip-Fit Mount (Fits: 80W Max model)	
TFD-TR-M Trunnion Mount (Fits: 80W Max model)	
TFD-Y-S Yoke Mount (Fits: 35W Max model)	
TFD-Y-M Yoke Mount (Fits: 80W Max model)	

PHYSICAL DIMENSIONS

35W Max Model

6.93"L x 5.89"W x 2.29"D



80W Max Model

9.49"L x 7.25"W x 2.84"D

