

NuGem Select

LED Round Post Top Light

3-Wattages + 3-CCT (30/40/50K), Wet Rated, 140 lm/W, Dimmable



LUMINAIRE

SMARTSOURCE LED

Project:
Date:
Catalog No:
Prepared By:

Tunable 60W Max, 100W Max, and 150W Max Models



FEATURES

Lumen Output	4200 to 21000 lumens
Efficacy	140 lm/W
Input Voltage	120-277V
Dimmable	0-10V Continuous
CCT	Select (3000K, 4000K, 5000K)
Rating	Wet Location
Warranty	5 Years

APPLICATIONS

Premium outdoor luminaire suitable for entrances, building exteriors, parks, and pedestrian walkways.

CONSTRUCTION

Manufactured for weather-proof durability using solid heavy duty die cast aluminum housing with anti-UV polyester coating to resist water, salt, corrosion, discoloration, and scratching. Wet Location rated.

ELECTRICAL

Input voltages 120-277V models with 0-10V Continuous Dimming. Tunable 3-CCT (3000K, 4000K, 5000K), Single Wattage, and Tunable 3-Wattage models. Operating temperatures -40°F to 113°F (-40°C to 45°C).

MOUNTING

Includes 3-inch Slip-Fit Pole Mounting base.

OPTICS

Anti-UV Clear Polycarbonate IES/ NEMA Type 5 Lens.

LISTINGS

DLC Premium listed. UL certified to meet US and Canadian standards. FCC and RoHS compliant.

WARRANTY




5 year exclusive limited warranty.

TUNABLE CORRELATED COLOR TEMPERATURES (CCT)

3000K

4000K

5000K



SPECIFICATIONS

ENERGY DATA

Input Voltage: 120-277V
Input Frequency: 50/60 Hz
Wattage: 3-Wattages (60W Max, 100W Max, 150W Max)
Power Factor: >0.9
Total Harmonic Distortion (THD): <15%
Operating Temperature: -40°F to 113°F (-40°C to 45°C)

LIGHTING DATA

Lumens: 4200 to 21000
Lumens Per Watt: 140 lm/W
Correlated Color Temperature (CCT): 3-CCT (30K, 40K, 50K)
Dimmable: 0-10V
Color Rendering Index (CRI): >70
L70: 50000 hours

ORDERING INFORMATION

Model	Wattage	Voltage	Current	Lumens	Efficacy	CCT	Dimming	Color	Dimensions
SSL-TP421-W60	(30W,	120-277V	0.28A@120V, 0.12A@277V	4200	140 lm/W	(3000K,	0-10V	Bronze	ø 17.99"C x 17.48"H
	50W,		0.46A@120V, 0.20A@277V	7000		4000K,			
	60W)		0.55A@120V, 0.24A@277V	8400		5000K)			
SSL-TP421-W100	(60W,	120-277V	0.55A@120V, 0.24A@277V	8400	140 lm/W	(3000K,	0-10V	Bronze	ø 17.99"C x 17.48"H
	80W,		0.73A@120V, 0.32A@277V	11200		4000K,			
	100W)		0.92A@120V, 0.40A@277V	14000		5000K)			
SSL-TP421-W150	(100W,	120-277V	0.92A@120V, 0.40A@277V	14000	140 lm/W	(3000K,	0-10V	Bronze	ø 17.99"C x 17.48"H
	135W,		1.24A@120V, 0.54A@277V	18900		4000K,			
	150W)		1.38A@120V, 0.60A@277V	21000		5000K)			

PHYSICAL DIMENSIONS

All Models

ø 17.99"C x 17.48"H

