

LED Wall Pack

3-Wattages + 3-CCT (35/40/50K), Wet Rated, 135 lm/W, Dimmable + Smart

FEATURES

Lumen Output	6075 to 16200 lumens
Efficacy	135 lm/W
Input Voltage	120-277V
Dimmable	0-10V Continuous
CCT	Select (3500K, 4000K, 5000K)
Rating	Wet Location
Warranty	5 Years

APPLICATIONS

Premium outdoor luminaire suitable for wall mounting on building exteriors for entrances, courtyards, alleys, and pedestrian walkways.

CONSTRUCTION

Manufactured for weather-proof durability using solid heavy duty die cast aluminum housing with anti-UV polyester coating to resist water, salt, corrosion, discoloration, and scratching. Wet Location rated.

ELECTRICAL

Input voltages 120-277V models with 0-10V Continuous Dimming. Tunable 3-CCT (3500K, 4000K, 5000K) and Tunable 3-Wattages. Operating temperatures -4°F to 113°F (-20°C to 45°C).

MOUNTING

Wall mounted installations. Includes Liquid Level inside housing.

OPTICS

Anti-UV Clear Prismatic Tempered Glass Lens.

CONTROLS

Installed fixture integrated Photocell sensor available. Installed fixture integrated PIR Sensor with Daylight Priority available. Remote Control available.

EMERGENCY

Installed 90 Minute Emergency Backup Battery LED Driver available.

LISTINGS

DLC Premium listed. UL certified to meet US and Canadian standards. FCC and RoHS compliant.

WARRANTY

5 year exclusive limited warranty.

LUMINAIRE

SMARTSOURCE LED

Project:
Date:
Catalog No:
Prepared By:

3-Wattage 80W Max and 120W Max Models



*Includes Liquid Level and Silicone Water Repellent Ring



PIR Sensor



Remote Control



Emergency Driver






TUNABLE CORRELATED COLOR TEMPERATURES (CCT)

3500K

4000K

5000K



SPECIFICATIONS

ENERGY DATA

Input Voltage: 120-277V
Input Frequency: 50/60 Hz
Wattage: 3-Wattages (80W Max, 120W Max)
Power Factor: >0.9
Total Harmonic Distortion (THD): <15%
Operating Temperature: -4°F to 113°F (-20°C to 45°C)

LIGHTING DATA

Lumens: 6075 to 16200
Lumens Per Watt: 135 lm/W
Correlated Color Temperature (CCT): 3-CCT (35K, 40K, 50K)
Dimmable: 0-10V
Color Rendering Index (CRI): >80
L70: 50000 hours

ORDERING INFORMATION

Model	Wattage	Voltage	Current	Lumens	Efficacy	CCT	Dimming	Color	Dimensions
SSL-TWP-80W-3CCT	(45W, 60W, 80W)	120-277V	0.41A@120V, 0.18A@277V 0.55A@120V, 0.24A@277V 0.73A@120V, 0.32A@277V	6075 8100 10800	135 lm/W	(3500K, 4000K, 5000K)	0-10V	Bronze	14.21"L x 9.27"W x 7.31"D
SSL-TWP-120W-3CCT	(80W, 100W, 120W)	120-277V	0.73A@120V, 0.32A@277V 0.92A@120V, 0.40A@277V 1.10A@120V, 0.48A@277V	10800 13500 16200	135 lm/W	(3500K, 4000K, 5000K)	0-10V	Bronze	14.21"L x 9.27"W x 7.31"D

Control

PCB [INSTALLED] Integrated Photocell Sensor
BRI823-X-D [INSTALLED] Line Voltage PIR Sensor with Daylight Priority
RC-100 Remote Control for Sensor Settings

Emergency

EM20 INSTALLED - Emergency LED Driver, 20W, 90-Minute Battery

PHYSICAL DIMENSIONS

All Models

14.21"L x 9.27"W x 7.31"D

