



# LED Back-lit Panel Light


## DESCRIPTION

5-Wattages + 5-CCT (35/40/50/57/65K), Damp Rated, 130lm/W, Dimmable+Smart

## LUMINAIRE

Project:
Date:
Catalog No:
Prepared By:

30W 3-CCT and Tunable 100W Max Models include Photocell Sensor



## PRODUCT FEATURES

- Extruded aluminum frame, cold-rolled steel housing with matte white coating to resist corrosion, discoloration, and scratching. Damp location rated.
- Built with the highest quality driver that is Universal Voltage (120V-277Vac)
- 0-10V Continuous Dimming.
- Uses long lasting, highly-efficient LED packages.
- Tunable 5-CCT (3500K, 4000K, 5000K, 5700K, 6500K).
- Tunable 5-Wattages.
- Operating temperatures -4°F to 113°F (-20°C to 45°C).
- Recessed T-Bar Ceiling Mount. Optional Flange Kits and Surface Mount Kits available.
- Anti-UV Frosted Polycarbonate Lens.
- Installed 90 Minute Emergency Backup Battery Driver options available.
- DLC Premium listed. ETL certified to meet US and Canadian standards. FCC and RoHS compliant.
- 5 years exclusive limited warranty.

## ORDERING INFORMATION

MODEL	SIZE	WATTAGE	VOLTAGE	CURRENT	LUMENS	EFFICACY	CCT	DIMMING	DIMENSIONS
SSL-BPL14-M40W-CCT	1x4	15W,	120-277V	0.15A@120V,0.08A@277V	1950	125-130 lm/W	(3500K,	0-10V	47.76"L x 11.93"W x 1.38"H
		20W,		0.19A@120V,0.10A@277V	2600		4000K,		
		25W,		0.23A@120V,0.11A@277V	3250		5000K,		
		30W,		0.28A@120V,0.13A@277V	3810		5700K,		
		40W)		0.37A@120V,0.17A@277V	5000		6500K)		
SSL-BPL22-M40W-CCT	2x2	15W,	120-277V	0.14A@120V,0.08A@277V	1950	125-130 lm/W	(3500K,	0-10V	23.74"L x 23.74"W x 1.38"H
		20W,		0.19A@120V,0.09A@277V	2600		4000K,		
		25W,		0.23A@120V,0.11A@277V	3250		5000K,		
		30W,		0.27A@120V,0.12A@277V	3810		5700K,		
		40W)		0.36A@120V,0.15A@277V	5000		6500K)		
SSL-BPL24-M50W-CCT	2x4	25W,	120-277V	0.22A@120V,0.11A@277V	3250	125-130 lm/W	(3500K,	0-10V	47.76"L x 23.74"W x 1.38"H
		30W,		0.26A@120V,0.12A@277V	3900		4000K,		
		35W,		0.30A@120V,0.14A@277V	4550		5000K,		
		40W,		0.34A@120V,0.15A@277V	5080		5700K,		
		50W)		0.43A@120V,0.19A@277V	6250		6500K)		
SSL-BPL24-M72W-CCT	2x4	30W,	120-277V	0.25A@120V,0.12A@277V	3900	125-130 lm/W	(3500K,	0-10V	47.76"L x 23.74"W x 1.38"H
		40W,		0.32A@120V,0.15A@277V	2160		4000K,		
		50W,		0.41A@120V,0.18A@277V	6350		5000K,		
		60W,		0.48A@120V,0.21A@277V	7560		5700K,		
		72W)		0.58A@120V,0.24A@277V	9000		6500K)		



# LED Back-lit Panel Light

## DESCRIPTION

5-Wattages + 5-CCT (35/40/50/57/65K), Damp Rated, 130lm/W, Dimmable+Smart

## LUMINAIRE

Project:
Date:
Catalog No:
Prepared By:

30W 3-CCT and Tunable 100W Max Models include Photocell Sensor

## ACCESSORIES(SOLD SEPARATELY)



Recessed Frame Kit



Recessed Frame Kit



Suspension Kit



Junction Box



Emergency LED Driver

## MOUNT

**SSL-SM14** Surface Mount Kit 1x4

**SSL-SM22** Surface Mount Kit 2x2

**SSL-SM24** Surface Mount Kit 2x4

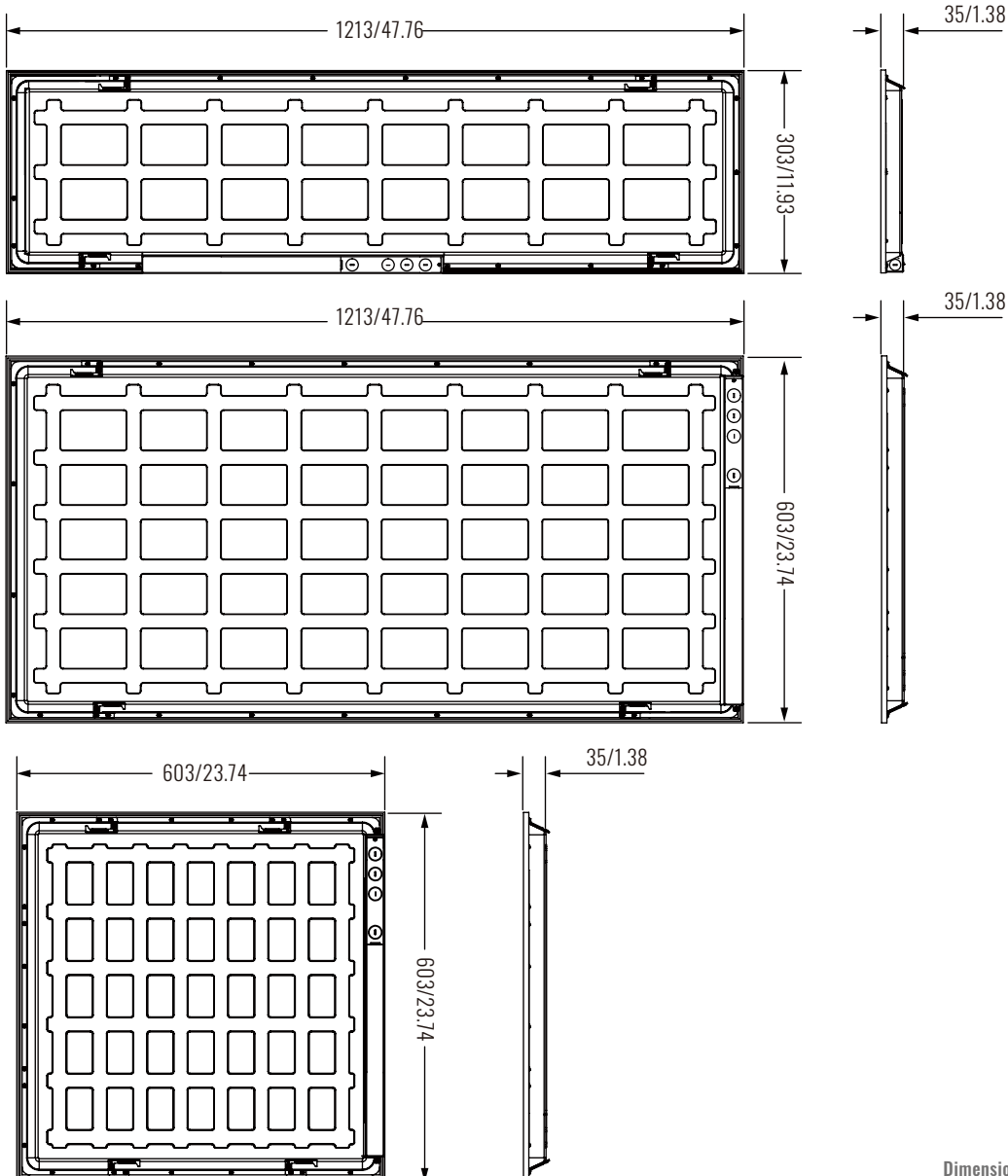
## EMERGENCY

**EM8** [INSTALLED] Emergency LED Driver, 8W, 90-Min Battery

**EM20** [INSTALLED] Emergency LED Driver, 20W, 90-Min Battery

## DIMENSIONS

Unit: mm/inch



Dimensional tolerances: (+1.5mm, -1.0mm)



# LED Back-lit Panel Light

## DESCRIPTION

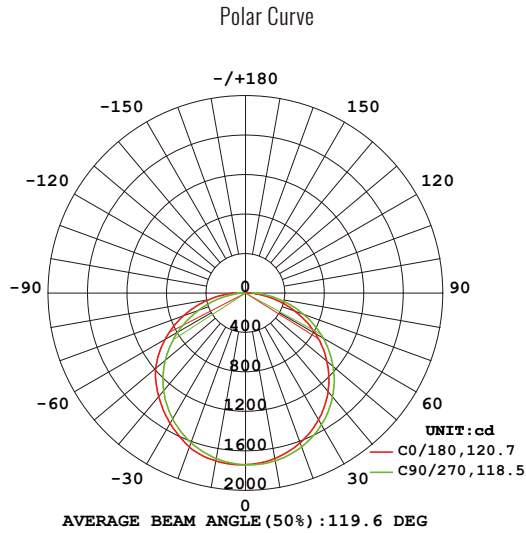
5-Wattages + 5-CCT (35/40/50/57/65K), Damp Rated, 130lm/W, Dimmable+Smart

## LUMINAIRE

Project:
Date:
Catalog No:
Prepared By:

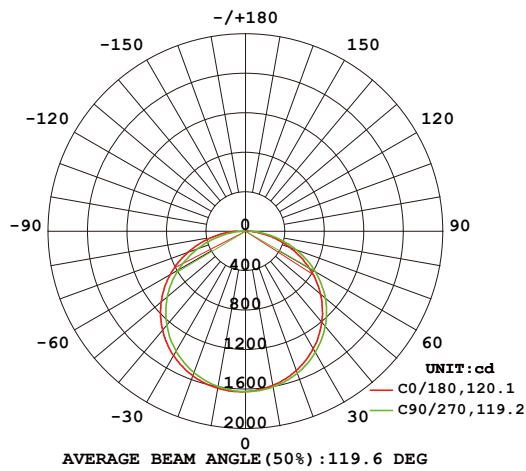
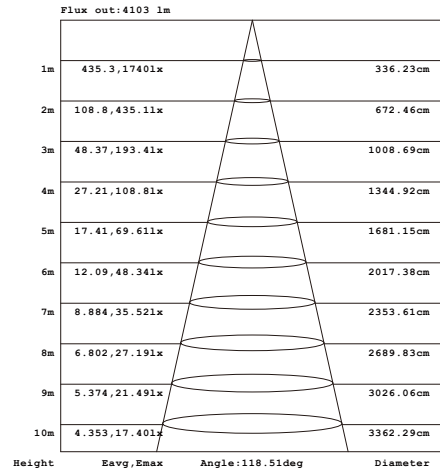
30W 3-CCT and Tunable 100W Max Models include Photocell Sensor

## PHOTOMETRIC DATA

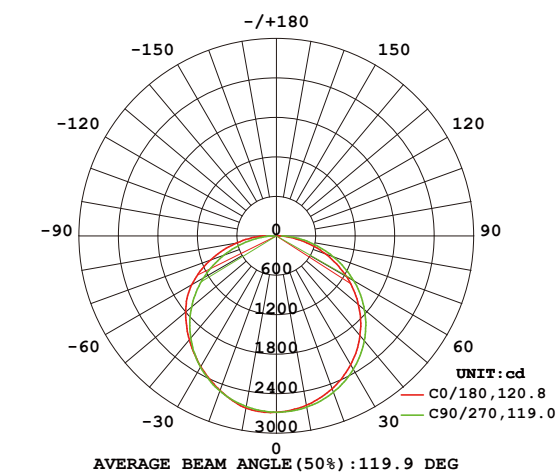
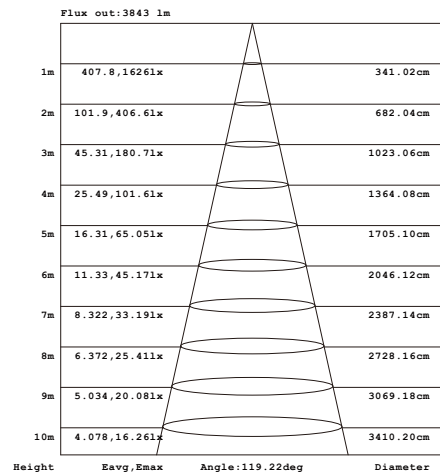


1x4

Cone Chart



2x2



2x4

